

Sum & Substance

Newsletter of the Greater Ozarks Hosta Society

October, 2018



THE PRESIDENT'S MESSAGE

By Tom Micheletti

As you may know Tom Lakowske has stepped down after serving 8 years as President of the Greater Ozarks Hosta Society. He has done a stellar job of running the society, and I am grateful for all he has done and will continue to do to help make our society flourish.

I have agreed to assume the presidency of the society and look forward to meeting the members and working with them in the future. I'd like to introduce myself for those members that have not been at some of our meetings this summer. My wife and I moved here from northern Illinois to be near our grandson, who will be 2 years old in October. We are both retired school teachers, Becki teaching 4th grade and I taught middle school Industrial Arts. I am the avid gardener in the family, Becki appreciates my work and tolerates my passion for hostas.

I became interested in hostas after my mother-in-law gave me the green one, the green one with the white edge, and the green one with the white center. I had them all! That is until I started getting catalogs from mail order nurseries and discovered there were blue ones, and gold ones and variegation patterns other than green and white.

convention in Minneapolis, Minnesota. While touring several beautiful hosta gardens and seeing the variety of plants, I became hooked. There was no turning back. I became a member of the AHS, and discovered there was a Midwest Regional Hosta Society, which I promptly joined as well. That not enough hosta emersion, I decided to create the Northern Illinois Hosta Society in 1992. I was elected its first president, and held that position for 4 years. My involvement in the MRHS led to me being elected its Treasurer and ultimately, its President, which I served for 6 years. I also served in various positions on the board of the AHS for 14 years, 4 of which were as President.

Along the way I started selling hostas from my yard and eventually created The Hosta Patch, my mail order nursery, where I sold over 500 varieties of hostas for 26 years. I sold The Hosta Patch before moving to Nixa, Missouri. Our Nixa property is small and is a new development with only small trees so we grow our hostas on the north (shady) side of our house. I have paired my collection of hostas down from over 800 to just 8, no small feat! I have decided to channel my enthusiasm for hosta gardening into the AHS National Hosta Display Garden at the Springfield Botanical Gardens. I will be the liaison to the Garden for the GOHS. I have also been involved in work days this summer to maintain the display garden and have gone to the garden independently to try to keep the weeds down. I understand the hosta garden is one of the most popular places in the Botanical Garden. I would like to keep the display garden looking it's best. I also have plans to update the plants and introduce some newer varieties of hostas into the garden. There are many new varieties of hostas that would add color and variation to the garden.

As for the GOHS we have GREAT people who have stepped forward to serve in various positions.


We still need a Vice President, Recording Secretary and Program Chairman. The Recording Secretary will record minutes of our meetings. We have limited meetings that need to have notes recorded to fulfill our bylaws. If you have these skills, would you please volunteer your services?. Our bylaws also stipulate a Program Chair Person, who would organize functions of the society. This is an important position because the Programs of the society help attract and retain members. So please help make our society a vibrant and exciting organization. The position of Vice President is also stipulated in our bylaws and this position is also vacant. The Vice President would assume the duties of President if the President is unable to serve in that position. Please consider offering your services for this position as well.

Personally, I would like to create educational opportunities to help members grow their hostas to the fullest potential and make their gardens everything they dream them to be. I also hope to continue the tradition started by Tom and have great food at our meetings!

Together we can make this society grow and prosper. Please get involved by participating at work days at the Botanical Garden, offering your garden for garden tours, and volunteering for positions that need filling on the board.

I look forward to meeting you soon at one of our meetings. You can contact me at:
tommich71@gmail.com

Tom



Hosta "Lakeside Paisley"

Let's Talk Hostas

By Tom Micheletti

I hope this column will help members to make the most of their hosta garden. I plan to write it regularly with insights and timely information about growing hostas and maintaining them so your hosta garden will look and perform beautifully. And there may be some inspirational thoughts and ideas along the way as well. If there is something that a member may have a question about then email that question to me and I may include it in this column. I hope you enjoy it.

Water

Ever wonder why a hosta that looked good last fall came back in the spring much smaller or not at all? Well, it may be because it didn't have enough reserves built up in the crown of the plant to over winter well. Hostas build up reserves in their crown over the summer to be able to re-emerge in the spring, bigger and better than before. If the summer was dry, as we have experienced this summer then the plant will be unable to build reserves and the crown mass may not be enough to carry the plant through the winter.

In their native habitat of Japan, China, and Korea, hostas get most of their annual moisture in the fall, making it easy to build reserves needed before dormancy. Our climate is hotter and drier; thus, we need to supplement moisture to our beloved plants in order to help them survive the winter.

I know it has been a long, hot, dry summer, but your hostas will be happy if you continue to water them until we either get regular rain falls or they go dormant. So, go out and drag those hoses around the yard so your prize babies will go to sleep nestled snugly in their beds!

The Great Divide

I know this has been a grueling summer, but it's not too early to get your garden ready to look good for next year. You may have a hosta that really looks good and you want more of them, or it is planted in the wrong place. Fall is a great time to divide or move hostas. They will have time to establish themselves before going dormant. The soil is warm and this will help with root growth. You can do this as long as you are willing to water the plants regularly until they go dormant. This

should be done at 4-6 weeks before the first killing frost.

Moving plants is the easiest part. Just dig the clump out of the ground and move it its new home and water it in. Dividing however, will require more work. There are many ways to divide a hosta. You can dig up the whole plant, and take a knife or shovel and cut the crown into as many pieces as you want. A large clump may provide many plants. If you want you can cut the clump into pieces, say into quarters or thirds, etc. As long as you maintain leaves with roots you will have a viable plant. If you have leaves, but no roots, well that will be a problem, because leaves will not grow more roots, but if you have roots, but no leaves, the roots will grow more leaves, so plant those roots. The important thing is to keep the newly divided plants watered very well until they go dormant. Do not fertilize this late in the year as this may stimulate too much soft growth that may be damaged by frost.

One noticeable problem with dividing hostas after the leaves have fully matured is they will break easily. Not to worry! Cut off the broken leaves and all will be well. Some leaves will probably droop, but that's OK as they will still be functional. The important thing is to water, water, water!

So, survey your garden now to see what hostas may need to be moved and which ones you may want to divide. It's much easier to visualize what your garden looks like while the plants are still there than to try to remember what plant was where and which one did I want to divide when there is bare ground.



A MESSAGE FROM TOM LAKOWSKI

Hello, Everyone!

Guess what? I'm not your president anymore. For most of you, I'm the only president you've ever known. My reign started back in late 2010 when I was nominated and voted in before they asked me if I was even interested. As it turns out, this has been some of the most fun 8 years I've had!

I had the wonderful opportunity to get to renovate the hosta garden at the park. That was very enjoyable hard work. Bringing the garden up to American Hosta Society National Display Garden status was one of my greatest achievements. But, I obviously did not do this alone. I had the great honor of working alongside Bob Childress, who to this day I consider one of my role models. I also met a woman who's been my partner in the garden and in the GOHS for the last 8 years, and that's J.J. Averett. I could not have done what I did without her. I also had another couple come into my life that personifies hard work and dedication, and that is Gale and Becky Edwards, the 2 hardest working volunteers I know. Another special lady that's been a true joy to know and work with (and shares my birthday), is Win Hageman.

And if you're reading this, I am sincerely glad I met you.

I absolutely intend to be an active member of the GOHS, and I look forward to helping the new president whenever I can

Cheers, Everybody! See you in the gardens, and at the dessert table!

Thanks, Tom

"Enjoy our earth through plants and friendship."

.....

J.J. Averett, Treasurer

As Treasurer I pay the bills, deposit the moneys and keep the checkbook in balance. We had a balance of \$5600 and I took some hostas and daylilies from the hosta garden clean up and put them on line. They have now been sold and we made a total of \$430.00...so we have that much more in our account now.

I've been a Master Gardener since 2009, did serve on their board for a year. Also a member of FOG and have also served on their board in the past., and have been a member of Springfield Water Garden Society. I've probably been a GOHS member since 2011.

I don't know how many varieties of hostas I have but I have a few hundred total in my yard. I received an award from the American Hosta Society....Certificate of Appreciation....for dedication and and work throughout the years of my membership. I also help at the Society's Social Functions and have hosted get-togethers at my home.

WIN HAGEMAN, WEB MASTER

.I was an elementary school teacher, for 23 yrs in Texas, mainly computer applications for what I call~ highly hormonal, not a lick of sense, 6th graders. I retired in 2010 to move to Missouri to be closer to my cousin and her kids. We took the 2011 Master Gardener training class, and that is when I met Tom Lakowske, who was in our class. I had always loved to walk thru the Hosta Garden, so when I met him and learned he was the go-to-guy for the hosta garden, it was great! I joined right up and never looked back.

I learned a lot working in the gardens. Since 2011 I have added 7 mainly hosta gardens to my yard as I live under 25 black walnut trees. Not an easy job for a single woman working

When I taught, I maintained 3 websites. One website was all about the 7 foreign exchange kids I hosted, and 1 each for the two schools where I had taught. When I started volunteering, Tom

Lakowske and I developed a web site agenda, and I put our gohs.org website together with the help of the members sharing their beautiful pictures of their yards.



Hosta "Sharp Dressed Man"

Greater Ozarks Hosta Society Officers

President: Tom Micheletti

Vice-President:

Secretary:

Program Coordinator:


Treasurer: J.J. Averett

Membership and e-mail Roster:
Gale and Becky Edwards


Web Master and Calendar:
Win Hageman

Newsletter Editor: Joan Bowen

Historian: Roberta Stewart



HOSTA "ABIQUA DRINKING GOURD"
Hosta of the year 2014



HOSTA "VICTORY WITH FLOWER" –
Hosta of the year 2015

UPCOMING EVENTS

Oct. 3 – Students from Parkview High School will be working in the Hosta Garden from 12:00 – 2:00PM to clean out the annuals – Volunteers welcome.

Nov. 3 - Hosta Garden Clean up for the year from 10:00-12:00. Water and treats will be supplied.